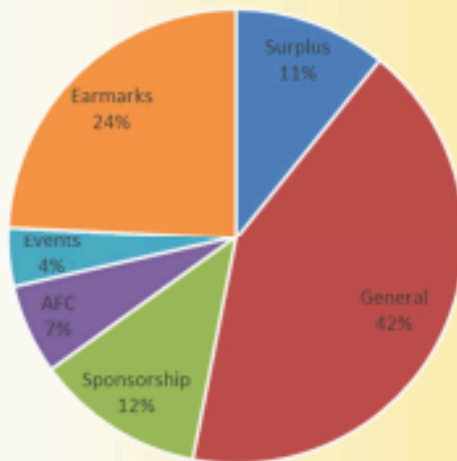


# FY2014 Financial Summary

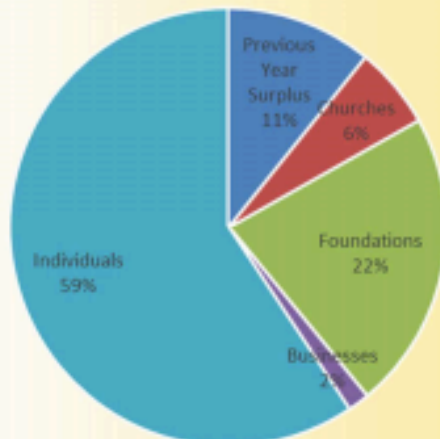
## Income Source

The income sources for Kupenda are largely made up of general donations given on either an annual or monthly basis. Funds marked as "general" in the table below are not related to any known fundraising event or project. The other categories are described in pages 6 through 8.



Incoming Resources (Source)		
	2014	2013
Previous Year Surplus	\$29,583	\$1,412
General	\$115,310	\$125,884
Child Sponsorship	\$32,777	\$30,056
AFC	\$17,472	\$18,523
Events	\$11,775	\$14,438
Earmarks	\$66,190	\$18,723
<b>Total without surplus</b>	<b>\$243,524</b>	<b>\$204,048</b>
<b>Total without earmarks</b>	<b>\$206,917</b>	<b>\$186,737</b>
<b>Total without earmarks or surplus</b>	<b>\$177,334</b>	<b>\$185,325</b>
<b>Total</b>	<b>\$273,107</b>	<b>\$205,460</b>

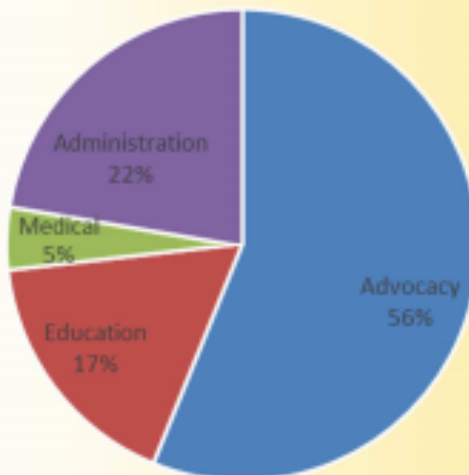
The types of donors vary from year to year but mostly consist of individuals. Churches include: First Presbyterian Church, Northshore (MA), Hope Community Church (MA), Moses Corner Baptist Church (ME), Essex Street Baptist Church (ME), Trenton Baptist Church (ME), and First Baptist Church Hampton Falls (NH). Foundations include: Gloria Dei Foundation (FL), Adventures for the Cure (MD), and Keating Family Foundation (TX). Businesses include: New England Running Company (MA), Breeding Yacht Services (FL), Omega Healthcare Investors (MD), DBM Communications Inc. (MD), St. Clair Enterprises (MD), Bullet's Franklin Chainsaw Company (ME), and BNY Mellon Community Partnership (NJ).



Incoming Resources (Type of Donor)		
	2014	2013
Previous Year Surplus	\$29,583	\$1,412
Churches	\$16,488	\$27,166
Foundations	\$60,472	\$48,673
Businesses	\$4,385	\$8,110
Individuals	\$162,179	\$120,099
<b>Total</b>	<b>\$273,107</b>	<b>\$205,460</b>

## Expenditures

The expenditures recorded below include what was spent from the U.S. not when they were expended on the ground in Kenya.



Expenditures			
Expense	Budget	Expenditure	
	2014	2014	2013
Advocacy	\$154,694	\$129,848	\$89,063
Education	\$41,384	\$39,410	\$35,982
Medical	\$15,869	\$10,270	\$11,099
Admin- istration	\$48,086	\$51,639	\$51,659
<b>Total</b>	<b>\$260,033</b>	<b>\$231,167</b>	<b>\$187,803</b>