

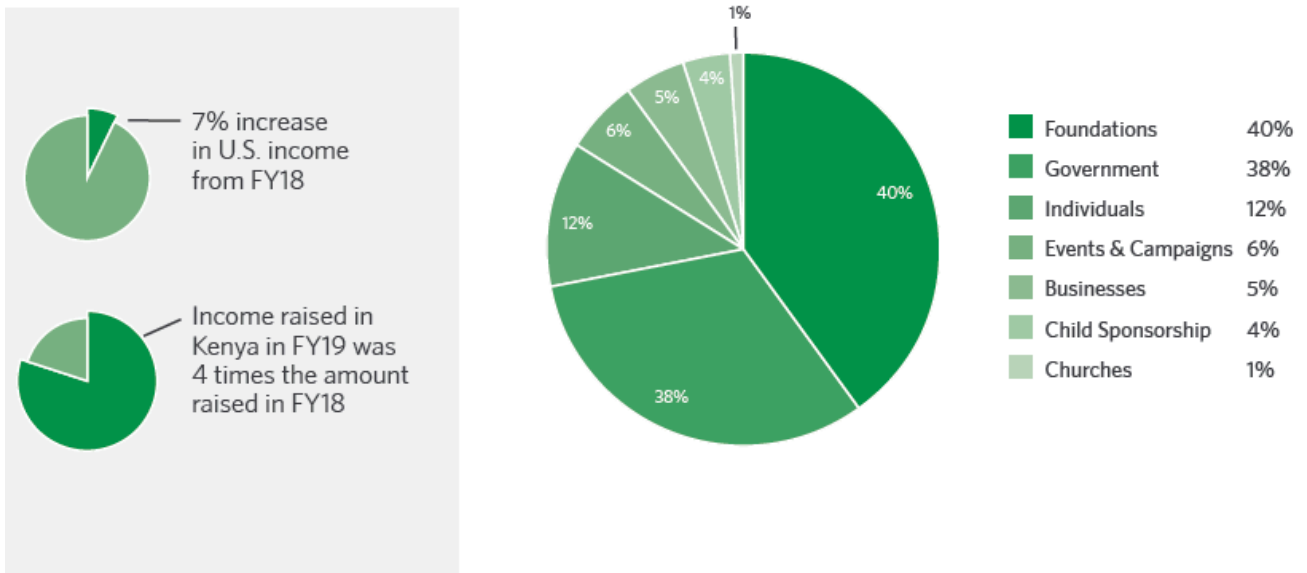


FY2019 Financial Summary

Income



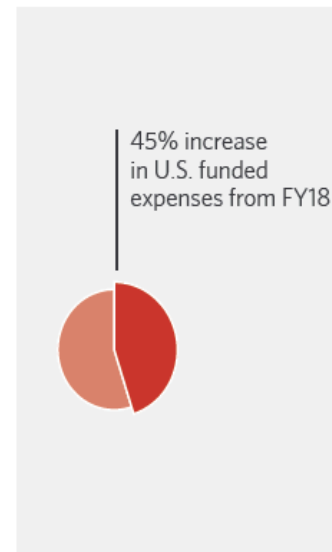
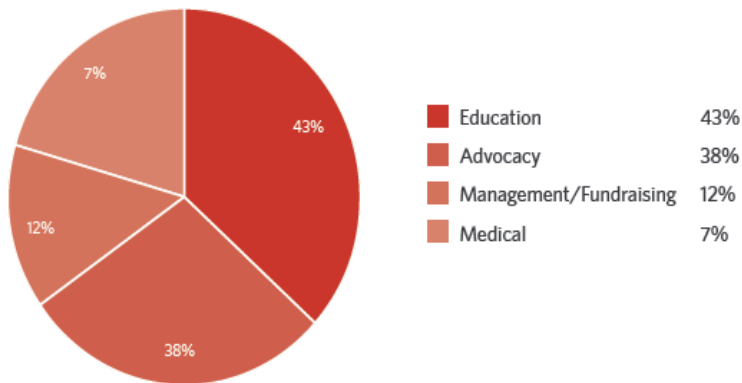
40% of total income from Kenyan sources



TYPE OF GIVING	US	KENYA	TOTAL FY2019	TOTAL FY2018
Foundations	\$353,135	\$30,891	\$384,026	\$306,541
Individuals	\$67,144	\$46,312	\$113,456	\$79,878
Child Sponsorship	\$42,860	\$0	\$42,860	\$45,353
Churches	\$13,144	\$942	\$14,086	\$14,041
Businesses	\$44,129	\$0	\$44,129	\$5,224
Events & Campaigns	\$62,525	\$0	\$62,525	\$63,658
Government	\$0	\$305,802	\$305,802	\$123,590
TOTAL INCOME	\$582,937	\$383,947	\$966,884	\$638,285



Expenses



TYPE OF EXPENSE	US	KENYA	TOTAL FY2019	TOTAL FY2018
Advocacy	\$352,857	\$33,511	\$386,368	\$196,003
Education	\$89,559	\$349,329	\$438,888	\$153,834
Medical	\$64,926	\$1,107	\$66,033	\$75,756
Management/ Fundraising	\$126,607	\$0	\$126,607	\$108,828
TOTAL EXPENSE	\$633,949	\$383,947	\$1,017,896	\$534,421

Note: The -\$51,015 difference in FY19 US income and expenditures is because two grants worth \$75,000 were given in FY2018 for activities in FY2019.